

Platinum®

Rugged durability covered in style. The best of the best modular displays just got better.

The consummate expression of display performance, Platinum is engineered to give you the power of a custom display at a very competitive price. Advanced system integration fuses the strength of the Platinum family with the stunning large-format graphics of Instand, resulting in an elegant presentation designed to last a lifetime.

With its sturdy aluminum framework and galvanized steel backing, Platinum provides unrivaled protection against accidental cracks, dents and punctures. In fact, engineering tests prove that Platinum panels are two times stronger than other brands, dramatically reducing your overall maintenance and ownership costs.



“Our Nomadic display has been a great benefit to our marketing. The exhibit is a wise investment which truly has brought us substantial dividends.”

–S. Lissner

Platinum is completely dynamic; you can rearrange and reconfigure the individual panels to create a marketing environment optimized for any scenario.

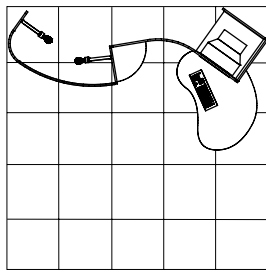

versatile

“After months of research, reviewing several company’s products, no one could compare to Nomadic. Thank you for a wonderful product, responsive customer service and innovative improvements.”

–B. Mayhew

Because Platinum panels are steel-backed, you can place graphics anywhere on the front surface magnetically eliminating the need for dedicated or permanent attachment.

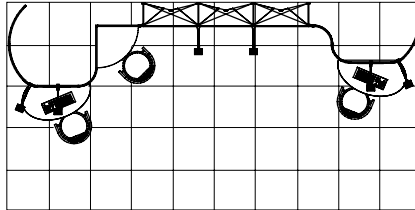
flexible



Baxter



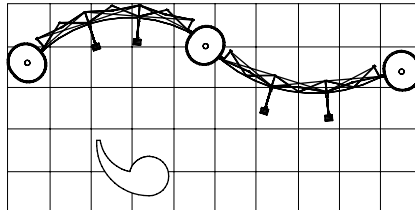
Size: 8' h x 10' w
Approximate Weight: 700 lbs.
System: Platinum laminate panels and InterConnectors, counter, monitor, backlighting and external shelves
Casing: 1 RollMax



Rhodium



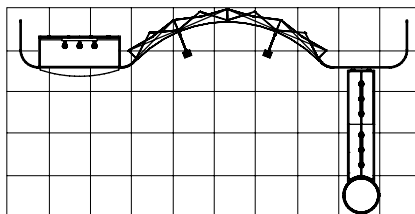
Size: 8' h x 20' w
Approximate Weight: 700 lbs.
System: Platinum laminate panels and InterConnectors, Instand frame, counters, halogen lights
Casing: 2 RollMax



Aluminum



Size: 8' h x 20' w
Approximate Weight: 750 lbs.
System: Platinum laminate panels and InterConnectors, Instand frames, acrylic shelves, halogen lights
Casing: 1 RollMax + 1 Rolluxe



Cadmium



Size: 8' h x 20' w
Approximate Weight: 700 lbs.
System: Platinum laminate panels and InterConnectors, Instand frame, counter, bridge, acrylic shelves, halogen lights
Casing: 1 RollMax

“Our Nomadic booths are shipped to many conferences and workshops around the country throughout the year, so they withstand a lot of abuse.”

–J. Gross

In addition to its rugged construction, Platinum boasts a Class II rating for flame retardancy—that’s more than three times the industry standard!

“Our new booth has been a great asset at our recent shows, both for its ease of use, as well as its eye-catching appeal.”

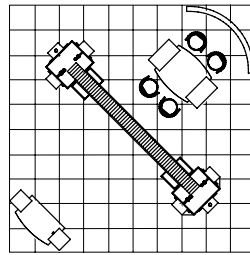
–L. Lehman

Precision-engineered for strength, Platinum panels feature smooth, rounded edges that prevent surface chipping.

safe

flawless

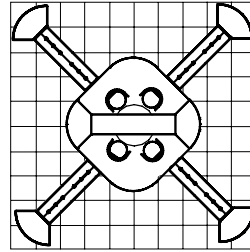
Size: 20' w x 20' d
Approximate Weight: 2,200 lbs.
System: Platinum laminate panels and accessories
Casing: 2 Super Tubs



Copper



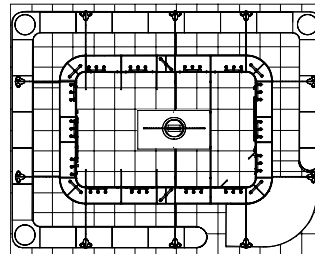
Size: 20' w x 20' d
Approximate Weight: 4,400 lbs.
System: Platinum laminate panels and accessories
Casing: 4 Super Tubs



Gold



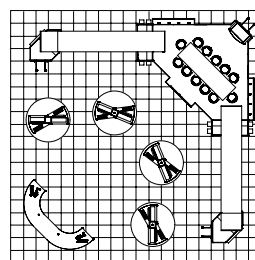
Size: 23' w x 30' d
Approximate Weight: 4,400 lbs.
System: Platinum laminate panels and accessories
Casing: 4 Super Tubs



Uranium



Size: 40' w x 40' d
Approximate Weight: 9,900 lbs.
System: Platinum laminate panels and accessories
Casing: 7 Super Tubs



Titanium



quick tips

16 Plan ahead.

You can save big by planning your display transportation far in advance of the show. Use a company that specializes in tradeshow transport.

17 Think follow-up.

Focus your most aggressive follow-up methods on those leads that represent immediate sales opportunities. Follow-up by phone or e-mail within 24 to 48 hours of the show.

Smart options.



Wave Lights
UL or ETL approved
50w halogen bulb



Bridges
Various lengths 5'-10'
Optional backlighting



External Shelves
Various shapes and styles



Slatwall with Shelves
Acrylic or laminate shelves
Max load 100 lbs.



Swirl Counters
Lockable
Internal shelf
Ships in 2 FlatPack cases



Podiums
40" h x 41" w x 17" d
Script Shelf
Ships in 2 FlatPack cases



Capsule Counters with Keyboard
Lockable
Optional keyboard shelf
Ships in 2 FlatPack cases



Showcases
Lockable
Acrylic shelves
Ships in 3-4 FlatPack cases



Monitor Accents
21" or 35" plex window
Adjustable height shelf



FlatPack Cases
Four different sizes
Ships UPS or FedEx



RollMax Cases
60" h x 34" w x 56" d



Super Tubs
50" h x 64" w x 48" d

18 Get noticed.

Look for sponsorship or advertising opportunities that will make you stand out from the crowd. Speak to the organizer, as there's usually something available to suit every budget!

19 Be smart.

Select a good location in your booth to capture and secure show leads.

20 Be prepared.

Bring tape, scissors, pens, paper, extension cords and extra light bulbs with you to exhibitions. You'll be glad you did.