

Instand®

The pop-up that defined “portable.”

A legendary system from the creators of self-locking technology.

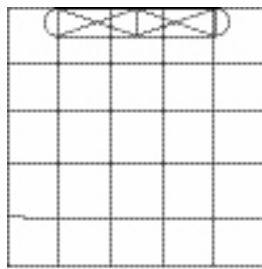
Nomadic Instand revolutionized the exhibition industry with the introduction of a self-locking frame. This system features an innovative design construction that incorporates geometric principles for structural integrity. One person can set up Instand without any tools, unlike other frames that depend on multiple clips and awkward fasteners. Steel-on-steel hubs are used at every critical high-stress joint, further ensuring the durability of your investment. In addition, Instand's aircraft-grade aluminum frame is lightweight yet strong, which will save you thousands in cost of ownership.



quick tips

1 Do your homework.
Gather statistics and demographics about a show's previous attendees and participants in order to evaluate its potential.

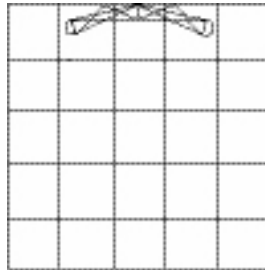
2 Be informed.
Contact the organizer to check whether they are running a pre-show exhibitor workshop. Get the date into your calendar and make sure you attend.



Virgo



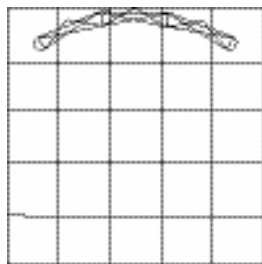
Size: 3'6" h x 5'4" w
Approximate Weight: 25 lbs.
System: Instand frame, connected magnetic struts and halogen light
Casing: 1 RollEase



Sirius



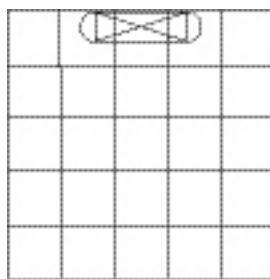
Size: 5'3" h x 5'5" w
Approximate Weight: 26 lbs.
System: Instand frame, connected magnetic struts and halogen light
Casing: 1 RollEase



Libra



Size: 5'3" h x 7'9" w
Approximate Weight: 29 lbs.
System: Instand frame connected magnetic struts, and halogen lights
Casing: 1 RollEase



Toscana



Size: 8' h x 5' w
Approximate Weight: 37 lbs.
System: Instand frame connected magnetic struts, and halogen lights
Casing: 1 Rolluxe

3 Plan your booth

Prepare your design brief. Remember to provide your display supplier with measurements as well as details about images, logos and text.

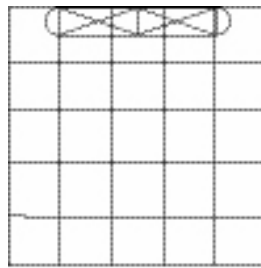
4 Consider timing.

Look ahead at any other events scheduled in the show area. Make sure that conflicting events won't severely impact attendance to your event.

5 Know where you're going.

Setting clear objectives for the show gives you a way to measure your results and assess your return on investment. This will enable you to plan more effectively for the show as well as giving you targets to aim for.

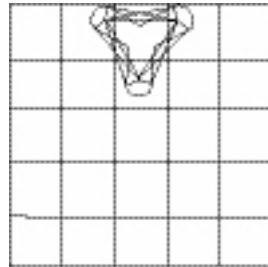
Size: 7'10" h x 5'4" w
Approximate Weight: 70 lbs.
System: Instand frame, connected magnetic struts, and halogen lights
Casing: 2 Rolluxe



Orion



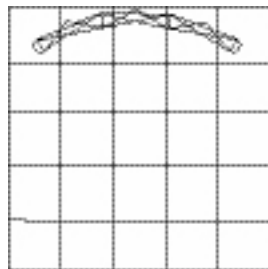
Size: 7'10" h x 3'4" w
Approximate Weight: 55 lbs.
System: Instand frame, connected magnetic struts, and halogen lights
Casing: 2 RollEase



Sagittarius



Size: 8' h x 8' w
Approximate Weight: 98 lbs.
System: Instand frame, connected magnetic struts, and halogen lights
Casing: 2 Rolluxe

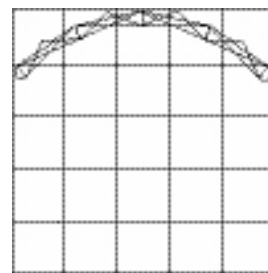


Mercury



Coca-Cola, Coke and the Dynamic Ribbon Device are registered trademarks of The Coca-Cola Company. Reproduced with the authorization of the Coca-Cola Company.

Size: 8' h x 10' w
Approximate Weight: 74 lbs.
System: Instand frame, connected magnetic struts and halogen lights
Casing: 2 Rolluxe



Neptune



“Late in the morning, a helicopter landed about 150' away from our booth. Everyone dove for their equipment to keep it from falling or blowing away. My Nomadic Instand didn't even budge!”

—S. Baggette

Command attention with Instand's large-format graphic impact. These self-aligning, magnet-to-magnet mounted graphic panels are precision-engineered for a seamless appearance.

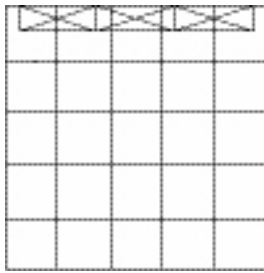
“Our booth has never looked better and my colleagues and I were proud to stand in front to greet our prospective clients.”

—J. Clemente

Instand's lightweight aluminum frame folds compactly which allows you to check it as airline luggage or ship it via commercial parcel carrier.

attractive

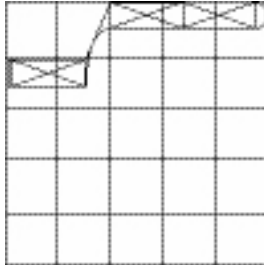
portable



Gateway



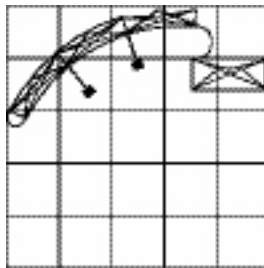
Size: 7'10" h x 7'10" w
Approximate Weight: 77 lbs.
System: Instand frame, connected magnetic struts, and halogen lights
Casing: 2 Rolluxe



Gemini



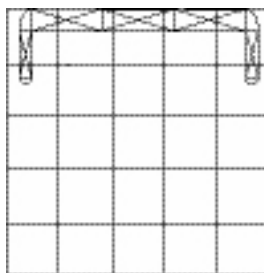
Size: 8' h x 10' w
Approximate Weight: 101 lbs.
System: Instand frame, connected magnetic struts, and halogen lights
Casing: 2 Rolluxe



Chiron



Size: 8' h x 10' w
Approximate Weight: 74 lbs.
System: Instand frame, connected magnetic struts and halogen lights
Casing: 2 Rolluxe



Atlantis



Size: 7'10" h x 9'2" w
Approximate Weight: 127 lbs.
System: Instand frame, connected magnetic struts, and halogen lights
Casing: 3 Rolluxe

“Our clients see portable exhibits as an effective way to get their message out. I recommend Nomadic to them on a regular basis.”

—R. Rodriguez

If your company grows or your demands change, you can combine multiple units or connect with other Nomadic systems to create a dynamic marketing environment.

“Our Nomadic display is an excellent system—so easy to use and transport.”

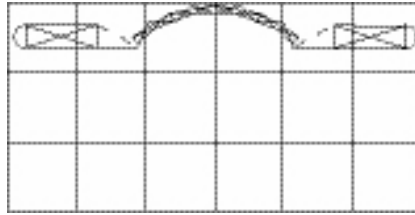
—L. Plumb

Experience the industry’s most incredible guarantee—Nomadic’s “No Questions Asked” Lifetime Warranty. If your Instand frame ever fails to work—for any reason—we’ll repair or replace it free.

versatile

guaranteed


Size: 7'10" h x 18' w
Approximate Weight: 125 lbs.
System: Instand frame, connected magnetic struts and halogen lights
Casing: 3 Rolluxe



Saturn



Size: 7'10" h x 19'4" w
Approximate Weight: 100 lbs.
System: Instand frame, connected magnetic struts and halogen lights
Casing: 3 RollEase



Scorpion



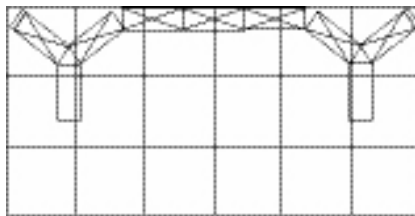
Size: 7'10" h x 20' w
Approximate Weight: 120 lbs.
System: Instand frame, connected magnetic struts and halogen lights
Casing: 3 Rolluxe



Pluto



Size: 7'10" h x 19'6" w
Approximate Weight: 245 lbs.
System: Instand frame, connected magnetic struts and halogen lights
Casing: 5 Rolluxe



Jubilee



quick tips

6 Push the paper.

Bring all paperwork relevant to your show—copies of plans, service orders, shipping tracking numbers, contact names, and phone and fax numbers.


7 Get accustomed.

Customs inspection and clearance procedures can be slow; allocate extra time if you are shipping exhibition materials or collateral internationally.


Smart options.



Premium Halogen Lights
UL or ETL approved
150w halogen bulb
Set of 2



Incandescent Lights
UL or ETL approved
50w incandescent bulb
Sets of 3, 4 or 5



Par Halogen Lights
UL or ETL approved
75w halogen bulb
Set of 2



HeadLiner™ Backlit Headers
UL or ETL approved
75w incandescent bulb
8' w and 10' w



External Shelves
30" w x 10" d
Max load 20 lbs.
Angled or flat positions



Instand Plus Showcase
28" h x 28" w x 14" d
Showcase max load is 51 lbs.
Acrylic shelf max load is 11 lbs.



Rolluxe Conversion Counters
42" h x 16" w x 16" d
Max load 100 lbs.
Packs within display in two cases



RollOne Conversion Counters
39" h x 25" w x 17" d
Max load 100 lbs.
Laminated top and FabriColor skirt



ShowMate Cases
37" h x 10" w x 22" d
Multi-purpose



RollEase Cases
38" h x 15" w x 18" d
Clamshell lid opens deep



Rolluxe Cases
42" h x 16" w x 16" d
Lockable
Lid doubles as a step stool



RollOne Cases
39" h x 25" w x 17" d
All-in-one packing
Choice of counter conversions

8 Power up.

The electrical contractor can advise you how much electricity to order for your booth. Just to be safe, always order more than you think you'll need.

9 A penny saved...

Be realistic with the amount you have budgeted toward your exhibition. Ask your Nomadic Representative where it's appropriate to cut back expenses.

10 Play by the rules.

The "exhibitor manual" will tell you everything you need to know about the show: rules, regulations, required forms and registration details. Meet your deadlines!